



Home Fire Safety

PROTECTING YOUR HOME & FAMILY

FOR DOWNLOADS RELATED TO THIS PRESENTATION
[HTTPS://TINYURL.COM/CHR-HOME-FIRE-SAFETY](https://tinyurl.com/chr-home-fire-safety)

WWW.CEDARHILLSREADY.ORG | WWW.QUAKEUP.NW.ORG | FACEBOOK @CEDARHILLSREADY

1



2021 Neighbor Ready! Series*

January: Water, Sanitation, & Hygiene

February: The Big One? How to Become Earthquake Safe

March: Emergency Food & Cooking

April: What Goes Into Your Go-Bag: Emergency Kits

May: Barrels: Emergency Storage & Water Collection

June: Neighbor Ready! 9 Steps to Take Right After a Disaster

July: Homework: Have a Neighborhood Ready! Gathering

August: Fire Safety & Urban Wildfires

September: Family Emergency Planning & Documents

October: Home Fire Safety

November: Practice!

*Meetings usually occur on the 4th Wednesday of the month at 7 PM on Zoom. Check out past program videos at www.cedarhillsready.org

10/27/2021 WWW.CEDARHILLSREADY.ORG WWW.QUAKEUP.NW.ORG 2

2



Agenda

7:00 PM – Introduction & Welcome

7:10 PM – Presentation

- Fire Behavior
- Tools and Equipment
- Safety Practices

7:55 – Question & Answer

8:00 PM – Meeting Adjourns

7/28/2021 WWW.CEDARHILLSREADY.ORG WWW.QUAKEUP.NW.ORG 3

3




Cedar Hills Ready!
Tualatin Valley Fire &
Rescue
Home Fire Safety
Stephanie McKee
Deputy Fire Marshal

10/27/2021 4

4

Tualatin Valley
Fire & Rescue

- 27 fire stations
- Over 500,000 residents
- 390 square miles
- Parts of 4 counties
- 11 cities
- 50,000 calls/year



10/27/2021 5

5


Class Topics

- Basics of Fire
- Legacy vs. Modern Furnishings
- Smoke/CO alarms
- Escape Planning
- Extinguishers
- Fire Causes
- Cooking Safety
- Heating Safety
- Electrical Safety
- Other Considerations



10/27/2021 6

6



7



8



9

Escape Planning

- Know 2 Ways Out
- Get Low & Go
- Escape Ladders
- Consider disabilities or impairments.
- Involve everyone.
- Meeting place
- Keep doors shut.
- Get out & stay out.

10/27/2021 10

10

Smoke Alarms & Carbon Monoxide Alarms

- Every level of the home
- Smoke Alarms in each bedroom
- Replace every 10 years/manufacturers' recommendations.
- Battery vs. Hard-wired
- CO alarms if source, place within 15' of bedrooms
 - attached garage
 - natural gas or propane in house
 - fireplace

10/27/2021 11

11

Leading Home Fire Causes

1. Cooking **50%**
2. Heating **12.5%**
3. Electrical **6.3%**

10/27/2021 12

12



Cooking Safety

- Stay in the kitchen.
- Set timers.
- Do not cook while tired or using medications or alcohol that may make you drowsy.
- Keep combustibles away from cooking equipment.
- Put a lid on it!
- Keep long hair tied back.
- Avoid wearing loose, long sleeves.

13

Heating Safety

<p>01</p> <p>KEEP COMBUSTIBLES AT LEAST 3' AWAY FROM HEATING SOURCES.</p>	<p>02</p> <p>PLUG HEATING EQUIPMENT DIRECTLY INTO AN OUTLET.</p>	<p>03</p> <p>DO NOT LEAVE OR GO TO SLEEP WITH SPACE HEATERS ON OR A FIRE BURNING.</p>	<p>04</p> <p>ONLY USE UNDAMAGED, APPROVED/UL LISTED EQUIPMENT.</p>	<p>05</p> <p>HAVE FIREPLACE CLEANED AND FURNACE TUNED UP ANNUALLY.</p>
--	---	--	---	---

14

Electrical Safety

- Only use extension cords for temporary use.
- Do not overload circuits.
- Appliances and more powerful equipment needs to be plugged directly into an outlet.
- Do not use equipment or wiring that is damaged.
- Have electrical work done by a qualified electrician.
- Use only outdoor rated cords and equipment for outside.



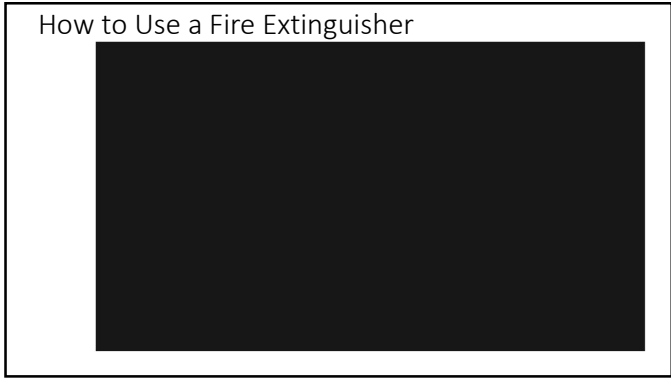

15



16



17



18



19

Recaps

- Have an escape plan.
- Remember the fire triangle.
- Have working smoke & carbon monoxide alarms.
- Be mindful when cooking.
- Pull, Aim, Squeeze, Sweep!
- Keep heating equipment maintained and only use space heaters & fireplaces while you are at home and awake.
- Only use undamaged electrical equipment and do not overload circuits.

20

www.tvfr.com

Contact info:

education@tvfr.com

Stephanie McKee

503-259-1673

Follow us on Facebook, Instagram and Twitter!

21



Get Prepared Now!
Making Our Neighborhood Ready!

Free Resources

For other links and downloads for this program:
<https://tinyurl.com/chr-home-fire-safety>

"Get Prepared Now!" booklet:*
<https://tinyurl.com/chrgetreadybooklet>

Contact:
Info.CedarHillsReady@gmail.com

*Thank you to Barbara Bracken and the Tualatin Neighborhood Ready! Group for the original material for this booklet.

10/27/2021 WWW.CEDARHILLSREADY.ORG WWW.QUAKEUP.ORG 22

22







Neighborhood Ready! Meeting

Contact Us At:
Info.CedarHillsReady@gmail.com

10/27/2021 WWW.CEDARHILLSREADY.ORG WWW.QUAKEUP.ORG 23

23

Q&A & Thank You!

Contact:
Info.CedarHillsReady@gmail.com

For links and downloads see for this meeting:
<https://tinyurl.com/chr-home-fire-safety>

Next Month – Practice or Do
 Build a Two-Bucket Water Filter System
 Check out this Video: <https://tinyurl.com/2bucket-water-filter>

Please subscribe to our YouTube channel:
<https://tinyurl.com/chr-youtube>

10/27/2021 WWW.CEDARHILLSREADY.ORG WWW.QUAKEUP.ORG 24

24
